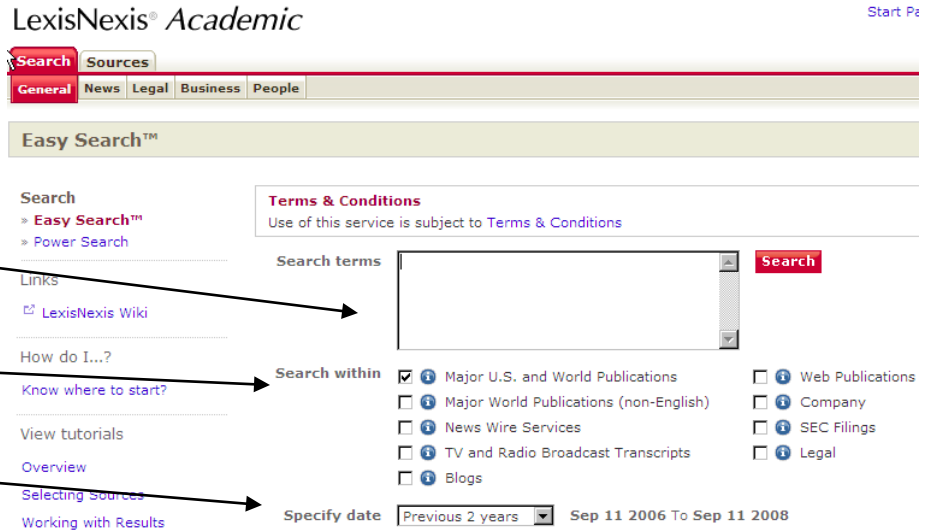


Using LexisNexis *Academic*

LexisNexis® *Academic* is an electronic database service for researching news, business, and legal topics. It contains more than 6,000 sources from all over the world, drawn from print, broadcast, and online media.

From the library homepage, www.cui.edu/library, click on LexisNexis on the left side under 'Research Tools' This 'Easy Search' screen appears.



TWO kinds of searches: **Easy and Power**

Enter **WHAT** search terms you're looking for...

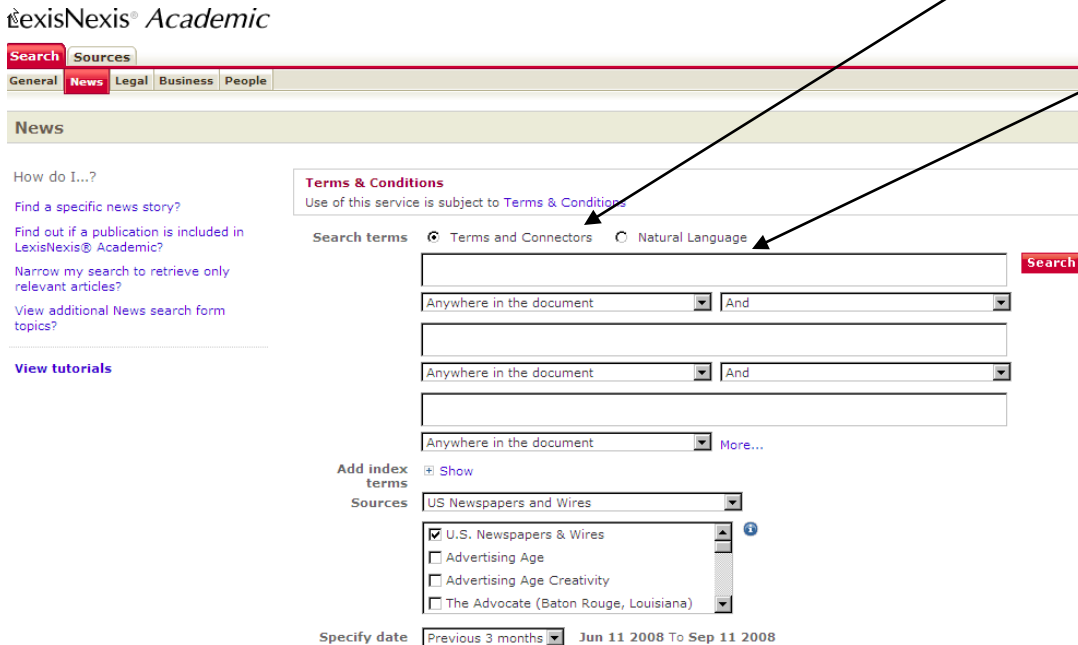
Choose **WHERE** you want to search...

...and **WHEN**.

Notice you may also search NEWS, LEGAL, BUSINESS, or PEOPLE content-specific Search Forms. Click on **SEARCH** last. You may click on the 'Sources Tab' for each search form.

Each Content-specific Search Form is geared toward focused information and can be narrowed according to needs.

For example: This is the **NEWS Search page**. Here, search by 'Terms and Connectors' or by 'Natural Language.'



(The left sidebar offers help and tutorials.)

You may add "Required Terms..."

...or "Index Terms"

..."Select Sources"

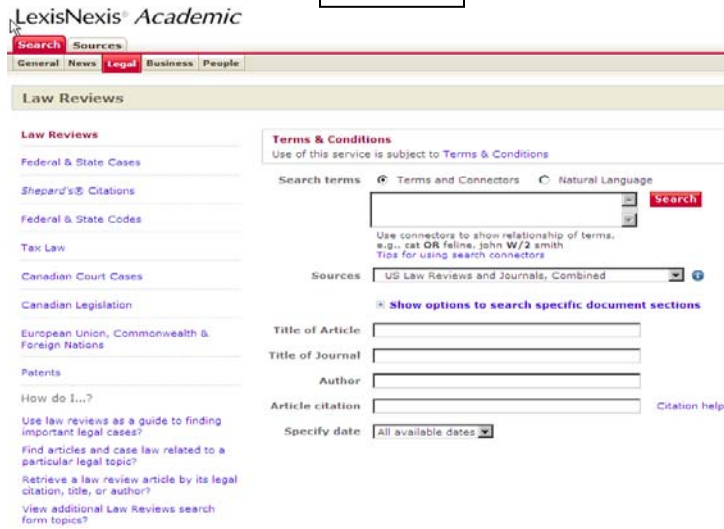
...and "Specify Date"

More Search Forms follow.

The 'Legal' & 'Business' Search forms offer more specific ways for you to narrow your search parameters.

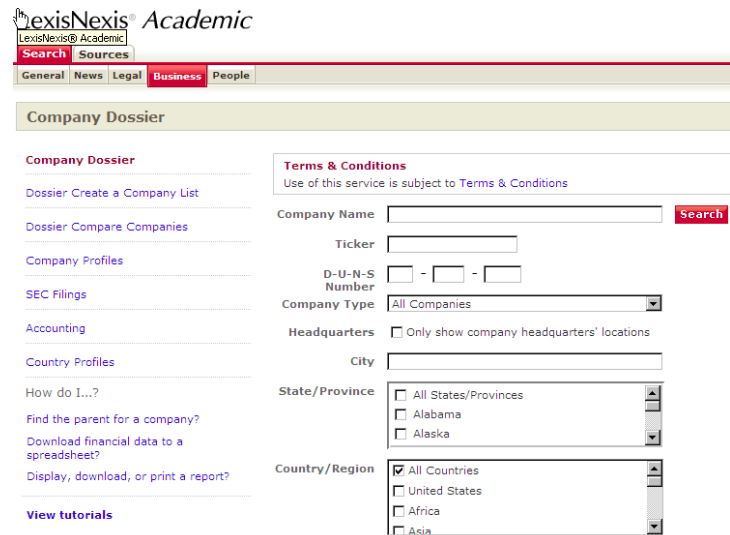
LEGAL

BUSINESS



On the **Legal Search page**, you may add Required Terms, 'Select Sources' search by The Title, Name of Journal, Author, Year, Article Citation and specific Date.

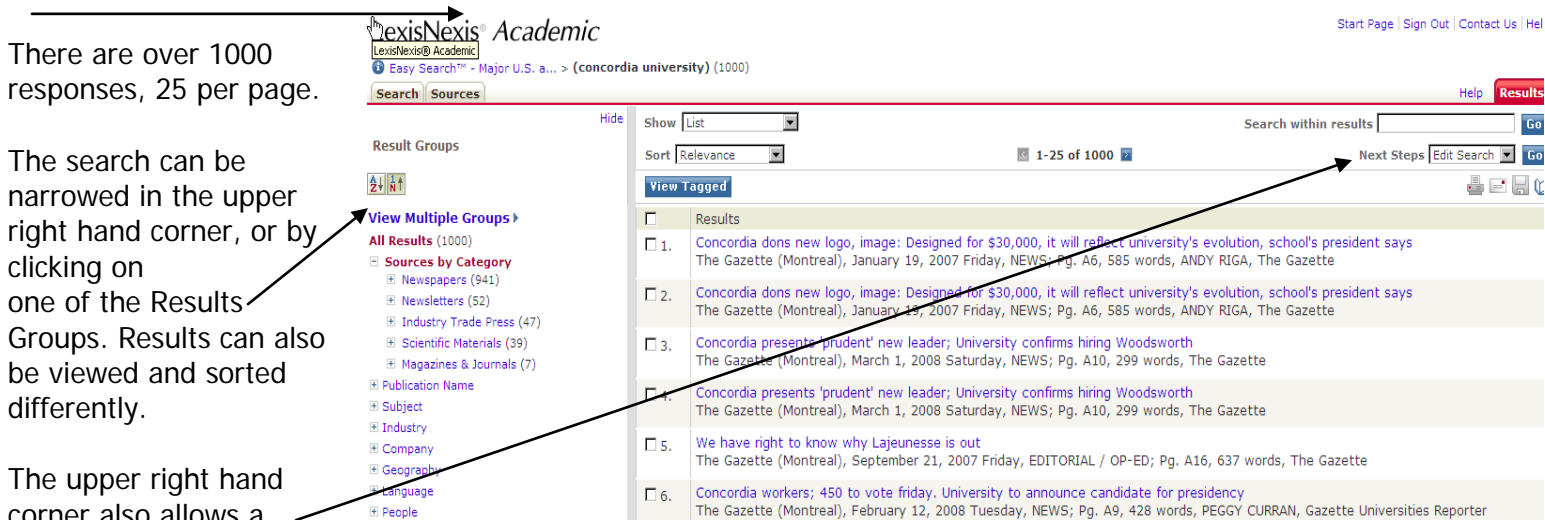
You may also narrow more by clicking on one of the 'Legal Searches' on the left sidebar.



The **Business search form** allows you to submit a 'Company Name,' the Ticker symbol, the D-U-N-S Number, the Company Type, Headquarters, City, State and Country or Region.

The sidebar offers links to Create or Compare Companies, Profiles, SEC Filings, Accounting, etc.

LexisNexis Academic **RESULTS PAGE**: "Concordia University" was typed in the 'Easy' Search form.



There are over 1000 responses, 25 per page.

The search can be narrowed in the upper right hand corner, or by clicking on one of the Results Groups. Results can also be viewed and sorted differently.

The upper right hand corner also allows a

choice of Next Steps to Edit this one or do a New Search. There's a choice to email, print, download, or export bibliographic references.

Clicking on the title brings up the complete full-text article, for which you can also choose to email, print, download, or export bibliographic references.

LexisNexis Academic articles each offer links to 'Find Documents with Similar Topics' as well as links

to... [Modify Search with Selections](#) OR [Narrow Search with Index Terms](#). At the end of the article is bibliographic information, such as SUBJECT HEADINGS, PERSON, LOAD DATE, LANGUAGE, GRAPHIC, DOCUMENT-TYPE, and PUBLICATION TYPE.